


















	Projects	USD (M)	of Total ODA
	20	1,328	5.17%
	17	486	1.89%
	36	1,443	5.62%
	36	2,361	5.2%
	13	82	0.32%
	43	4,999	19.4%
	34	5,950	23.2%
	42	1,075	4.2%
	36	5,737	22.3%
	5	16	0.06%
	30	1,497	5.83%
	8	44,8	0.17%
	11	365	1.42%
	1	0,027	0.0001%
	8	15	0.006%
	32	240	0.9%
	5	19.7	0.076%

Source: Ministry of International Cooperation, Egypt. (2020). Annual Report 2020: Writing the Future. Cairo.

Note: Projects funded with official development assistance broken down under each Goal by number of projects, allocated dollar amount and its percentage of total official development assistance.